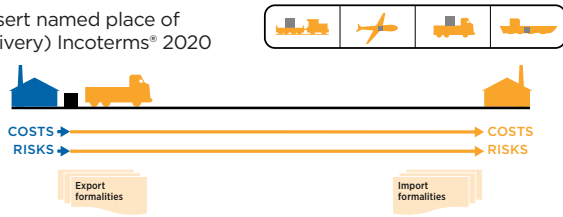


### RULES FOR ANY MODE OR MODES OF TRANSPORT


#### EXW Ex Works

(Insert named place of delivery) Incoterms<sup>®</sup> 2020



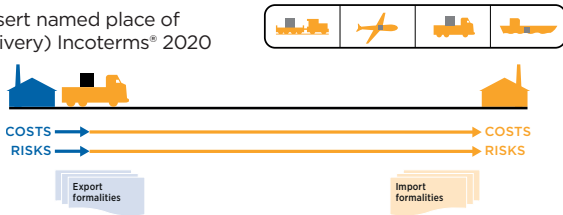
#### CIP Carriage and Insurance Paid To

(Insert named place of destination) Incoterms<sup>®</sup> 2020



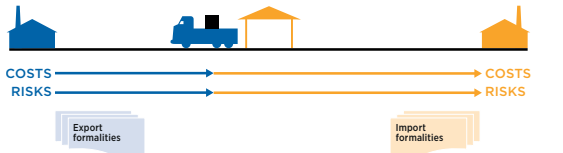

#### FCA Free Carrier

(Insert named place of delivery) Incoterms<sup>®</sup> 2020




#### DAP Delivered at Place

(Insert named place of destination) Incoterms<sup>®</sup> 2020




#### DPU Delivered at Place Unloaded

(Insert named place of destination) Incoterms<sup>®</sup> 2020




#### CPT Carriage Paid To

(Insert named place of destination) Incoterms<sup>®</sup> 2020



#### DDP Delivered Duty Paid

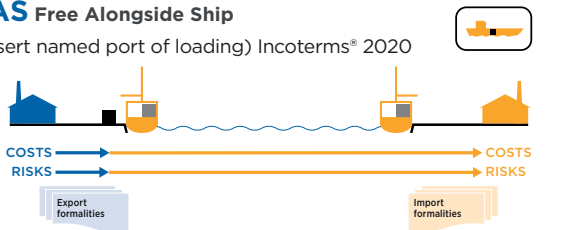
(Insert named place of destination) Incoterms<sup>®</sup> 2020



### RULES FOR SEA AND INLAND WATERWAY TRANSPORT

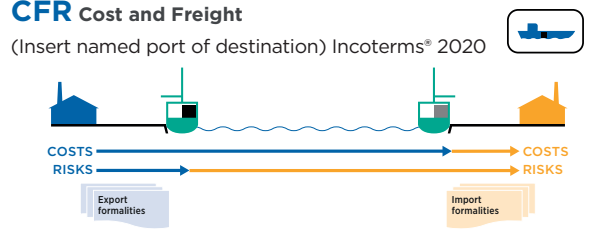
#### FAS Free Alongside Ship

(Insert named port of loading) Incoterms<sup>®</sup> 2020




#### CFR Cost and Freight

(Insert named port of destination) Incoterms<sup>®</sup> 2020



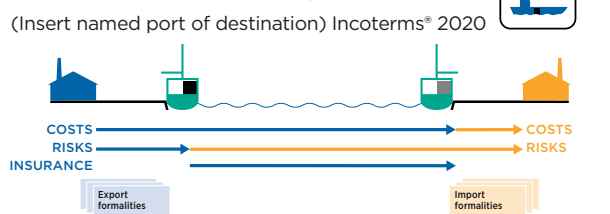
#### FOB Free on Board

(Insert named port of loading) Incoterms<sup>®</sup> 2020



#### CIF Cost, Insurance and Freight

(Insert named port of destination) Incoterms<sup>®</sup> 2020



# Container Dimensions

	Outside Dimensions			Internal Dimensions			Door Dimensions		Cubic Capacity	Max Gross Weight	Tare Weight
	Length	Height	Width	Length	Height	Width	Width	Height			
<b>8 ft Container</b>	2.43m 8ft	2.26m 7ft 6in	2.20m 7ft	2.28m 7ft 6in	2.06m 6ft 6in	2.11 m 6ft 6in	2.10m 6ft 6in	1.99m 6ft 6in	9.95cm 351 cf	6000kg 13,243lbs	950kg 2100lbs
<b>10 ft Container</b>	2.99m 9ft 10in	2.59m 8ft 6in	2.43m 8ft	2.84m 9ft 3in	2.39m 7ft 10in	2.35m 7ft 8in	2.34m 7ft 8in	2.28m 7ft 5in	15.95cc 561 cf	10,160kg 22,400lbs	1,300kg 2,870lbs
<b>20 ft Container</b>	6.06m 20ft	2.59m 8ft 6in	2.43m 8ft	5.9m 19ft 4in	2.39m 7ft 10in	2.35m 7ft 8in	2.34m 7ft 8in	2.28m 7ft 5in	33.1 cm 1,170cf	30,480kg 67,000lbs	2,230kg 4,920lbs
<b>40 ft Container</b>	12.2m 40ft	2.59m 8ft 6in	2.43m 8ft	12.04m 39ft 5in	2.39m 7ft 10in	2.35m 7ft 8in	2.34m 7ft 8in	2.28m 7ft 5in	67.6cm 2,386cf	30,480kg 67,000lbs	3,680kg 8,120lbs
<b>20 ft Tunnel</b>	6.06 m 20 ft	2.59 m 8 ft 6 in	2.43 m 8 ft	5.84 m 19 ft 1 in	2.39 m 7 ft 10 in	2.35 m 7 ft 8 in	2.34 m 7 ft 5 in	2.28 m 7 ft 8 in	32cm 1,130cf	24,000kg 52,900lbs	2,340kg 5,160lbs
<b>20 ft Open-sider</b>	6.06m 20ft	2.59m 8ft 6in	2.43m 8ft	5.9m 19ft 4in	2.29m 7ft 10in	2.28m 7ft 6in	2.21 m 7ft 5in	2.16m 7ft 8in	31 cm 1,090cf	24,000kg 52,900lb	3,400kg 7,495lbs
<b>40 ft High Cube</b>	12.2m 40ft	2.89m 9ft 6in	2.43m 8ft	12.04m 39ft 5in	2.69m 8ft 10in	2.35m 7ft 8in	2.34m 7ft 8in	2.58m 8ft 5in	76.2cm 2,700cf	30,480kg 71,650lbs	3,900kg 8,600lbs
<b>20 ft Open-top</b>	6.06m 20ft	2.59m 8ft 6in	2.43m 8ft	5.96m 19ft 4in	2.35m 7ft 8in	2.35m 7ft 8in	2.34m 7ft 8in	2.28m 7ft 8in	33cm 1,170cf	30,480kg 67,000lbs	2,160kg 4762lbs
<b>40 ft Open-top</b>	12.2m 40ft	2.59m 8ft 6in	2.43m 8ft	12.04m 39ft 5in	2.35m 7ft 8in	2.35m 7ft 8in	2.34m 7ft 8in	2.28m 7ft 8in	67.6cm 2,386cf	30,480kg 67,000lbs	3,720kg 8,201 lbs

Numbers are approximate - for more detailed information please contact us.